

# Switches and Plugs: Receptacle Interlocked with Switch and Plug, DRCS and DPG Series



Flameproof and Dust protection by enclosure

Zone 1 & 2 – 21 & 22

## Application

The DRCS receptacle interlocked with switches and DPG plugs are used for power supply to portable electrical equipments or motors. They are designed for zone 1, 2 and zone 21, 22 hazardous areas.

## Specification

Body, cover : Marine grade copper-free aluminium alloy with polyester powder coated, RAL 7032 (Grey)

Bolts : Stainless steel



## Technical Data

<b>Hazardous Area</b>	Gas	Dust
<b>Zones</b>	1 & 2	21 & 22
<b>Conforming to ATEX</b>	Ex db II 2G	Ex tb II 2D
<b>Symbol of Protection ATEX</b>	Ex db IIB T6/T5 Gb	Ex tb IIIC T85°C/ T100°C Db IP66
<b>ATEX Certificate</b>	TÜV CY 18 ATEX 0205994 X	
<b>Compliance with</b>	Equipment and protective systems intended for use in potentially explosive atmospheres, Directive 2014/34/EU	
<b>Standards</b>	EN 60079-0:2012+A11:2013, EN 60079-1:2014, EN 60079-31:2014	
<b>Ambient Temperature</b>	-20°C to +55°C	
<b>Index of Protection</b>	IP66	
<b>Entries</b>	Ø1/2" to Ø1-1/2" NPT or M20x1.5 tp M50x1.5 on Top & Bottom (1-stopping plug)	
<b>Mounting</b>	Wall mount	

To reduce the risk of ignition, do not use receptacles and plugs in locations that contain electrically conductive dusts.

## Catalogue Number Logic

Receptacle Interlocked with Switch

### DRCS

Series	Number of Pole	Max. Current	Entries	Metric (option)
3	3-poles (L,N,E)	16 16A.	N1 Ø1/2" NPT	M1 M20x1.5
4	4-poles (L1,L2,L3,E)	20 20A.	N2 Ø3/4" NPT	M2 M25x1.5
5	5-poles (L1,L2,L3,N,E)	32 32A.	N3 Ø1" NPT	M3 M32x1.5
		63 63A.	N4 Ø1-1/4" NPT	M4 M40x1.5
			N5 Ø1-1/2" NPT	M5 M50x1.5

### Plug

#### DPG

Series	Number of Pole	Max. Current	Cable Dia.
3	3-poles (L,N,E)	16 16A.	14 9-14mm.
4	4-poles (L1,L2,L3,E)	20 20A.	19 15-19mm.
5	5-poles (L1,L2,L3,N,E)	32 32A.	22 20-22mm.
		63 63A.	24 23-24mm.
			27 25-27mm.
			30 28-30mm.
			33 31-33mm.
			36 34-36mm.
			39 37-39mm.
			40 40mm.

# Switches and Plugs: Receptacle Interlocked with Switch and Plug, DRCS and DPG Series



Flameproof and Dust protection by enclosure

Zone 1 & 2 – 21 & 22

## Ordering Requirements

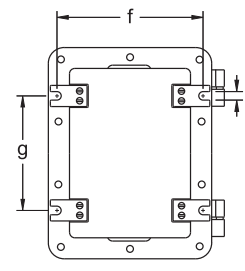
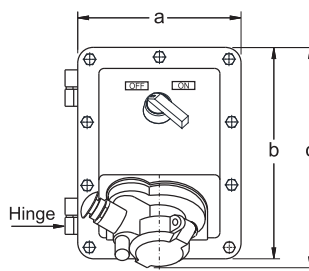
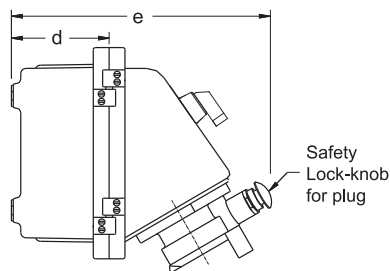
Receptacle Interlocked with Switch

Plug

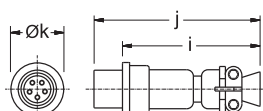
Phase/Wire/ Pole	Max. Current (A)	Voltage (V)	Entries (Top & Bottom)				Volume (dm <sup>3</sup> )	Approx. Weight (kgs.)	Cable Diameter	Cat. No.	Approx. Weight (kgs.)	
			NPT	Cat. No.	Metric	Cat. No.						
	16A.	220V.ac 50/60Hz.	Ø1/2" NPT	<b>DRCS 316-N1</b>	M20x1.5	<b>DRCS 316-M1</b>	2.24	7.25	9-14 mm.	<b>DPG 316-14</b>	0.85	
			Ø3/4" NPT	<b>DRCS 316-N2</b>	M25x1.5	<b>DRCS 316-M2</b>			15-19 mm.	<b>DPG 316-19</b>		
	20A.	220V.ac 50/60Hz.	Ø3/4" NPT	<b>DRCS 320-N2</b>	M25x1.5	<b>DRCS 320-M2</b>	2.24	7.25	15-19 mm.	<b>DPG 320-19</b>	0.85	
			Ø1" NPT	<b>DRCS 320-N3</b>	M32x1.5	<b>DRCS 320-M3</b>			20-22 mm.	<b>DPG 320-22</b>		
	32A.	220V.ac 50/60Hz.	Ø3/4" NPT	<b>DRCS 332-N2</b>	M25x1.5	<b>DRCS 332-M2</b>	2.24	7.25	15-19 mm.	<b>DPG 332-19</b>	0.85	
			Ø1" NPT	<b>DRCS 332-N3</b>	M32x1.5	<b>DRCS 332-M3</b>			20-22 mm.	<b>DPG 332-22</b>		
	63A.	220V.ac 50/60Hz.	Ø1" NPT	<b>DRCS 363-N3</b>	M32x1.5	<b>DRCS 363-M3</b>	2.24	12.65	20-22 mm.	<b>DPG 363-22</b>	0.85	
			Ø1-1/4" NPT	<b>DRCS 363-N4</b>	M40x1.5	<b>DRCS 363-M4</b>			23-24 mm.	<b>DPG 363-24</b>		
		16A.	380V.ac 50/60Hz.	Ø3/4" NPT	<b>DRCS 416-N2</b>	M25x1.5	<b>DRCS 416-M2</b>	2.24	7.25	15-19 mm.	<b>DPG 416-19</b>	0.85
				Ø1" NPT	<b>DRCS 416-N3</b>	M32x1.5	<b>DRCS 416-M3</b>			20-22 mm.	<b>DPG 416-22</b>	
		20A.	380V.ac 50/60Hz.	Ø3/4" NPT	<b>DRCS 420-N2</b>	M25x1.5	<b>DRCS 420-M2</b>	2.24	7.25	15-19 mm.	<b>DPG 420-19</b>	0.85
				Ø1" NPT	<b>DRCS 420-N3</b>	M32x1.5	<b>DRCS 420-M3</b>			20-22 mm.	<b>DPG 420-22</b>	
32A.		380V.ac 50/60Hz.	Ø3/4" NPT	<b>DRCS 432-N2</b>	M25x1.5	<b>DRCS 432-M2</b>	2.24	7.25	15-19 mm.	<b>DPG 432-19</b>	0.85	
			Ø1" NPT	<b>DRCS 432-N3</b>	M32x1.5	<b>DRCS 432-M3</b>			20-22 mm.	<b>DPG 432-22</b>		
63A.		380V.ac 50/60Hz.	Ø1-1/4" NPT	<b>DRCS 463-N4</b>	M40x1.5	<b>DRCS 463-M4</b>	2.24	12.65	25-27 mm.	<b>DPG 463-27</b>	0.85	
			Ø1-1/2" NPT	<b>DRCS 463-N5</b>	M50x1.5	<b>DRCS 463-M5</b>			28-30 mm.	<b>DPG 463-30</b>		
		16A.	220/ 380V.ac 50/60Hz.	Ø3/4" NPT	<b>DRCS 516-N2</b>	M25x1.5	<b>DRCS 516-M2</b>	5.82	8.15	15-19 mm.	<b>DPG 516-19</b>	0.85
				Ø1" NPT	<b>DRCS 516-N3</b>	M32x1.5	<b>DRCS 516-M3</b>			20-22 mm.	<b>DPG 516-22</b>	
		20A.	220/ 380V.ac 50/60Hz.	Ø3/4" NPT	<b>DRCS 520-N2</b>	M25x1.5	<b>DRCS 520-M2</b>	5.82	8.15	15-19 mm.	<b>DPG 520-19</b>	0.85
				Ø1" NPT	<b>DRCS 520-N3</b>	M32x1.5	<b>DRCS 520-M3</b>			20-22 mm.	<b>DPG 520-22</b>	
	32A.	220/ 380V.ac 50/60Hz.	Ø3/4" NPT	<b>DRCS 532-N2</b>	M25x1.5	<b>DRCS 532-M2</b>	5.82	8.15	15-19 mm.	<b>DPG 532-19</b>	0.85	
			Ø1" NPT	<b>DRCS 532-N3</b>	M32x1.5	<b>DRCS 532-M3</b>			20-22 mm.	<b>DPG 532-22</b>		
	63A.	220/ 380V.ac 50/60Hz.	Ø1-1/4" NPT	<b>DRCS 563-N4</b>	M40x1.5	<b>DRCS 563-M4</b>	5.82	12.65	25-27 mm.	<b>DPG 563-27</b>	0.85	
			Ø1-1/2" NPT	<b>DRCS 563-N5</b>	M50x1.5	<b>DRCS 563-M5</b>			28-30 mm.	<b>DPG 563-30</b>		
				31-33 mm.	<b>DPG 463-33</b>							
				34-36 mm.	<b>DPG 463-36</b>							
				37-39 mm.	<b>DPG 463-39</b>							
				40 mm.	<b>DPG 463-40</b>							
			23-24 mm.	<b>DPG 516-24</b>								
			23-24 mm.	<b>DPG 520-24</b>								
			23-24 mm.	<b>DPG 532-24</b>								
			31-33 mm.	<b>DPG 563-33</b>								
			34-36 mm.	<b>DPG 563-36</b>								
			37-39 mm.	<b>DPG 563-39</b>								
			40 mm.	<b>DPG 563-40</b>								

## Dimension

Receptacle Interlocked with Switch



Plug



Current (A)	Dimension in mm.										
	a	b	c	d	e	f	g	h	i	j	øk
16A., 20A., 32A.	171	229	248	114	277	145	100	10	155	195	68
63A.	206	311	319	120	312	190	160	12	162	202	68